

UHD[S]-Series Tubular Duct Furnaces



▲ UHD[S] Models 75 - 125

UHD[S] Models 150 - 400 ▼



- 82% efficiency with use of tubular heat exchangers and inshot burners
- Reliable ignition with direct spark ignition burners.
- Installation and operation flexibility with rear or top air and flue connections (Models UHD[S] 75 - 125 only).
- Helps reduce dirt build-up on burners and helps extend life of heat exchanger with separated combustion units.
- Longer life and less maintenance with optional stainless steel heat exchangers.
- Install downstream of refrigeration system with option stainless steel heat exchangers and drain pan (Models UHD[S] 150-400 only).

1.800.589.3691
www.weather-rite.com



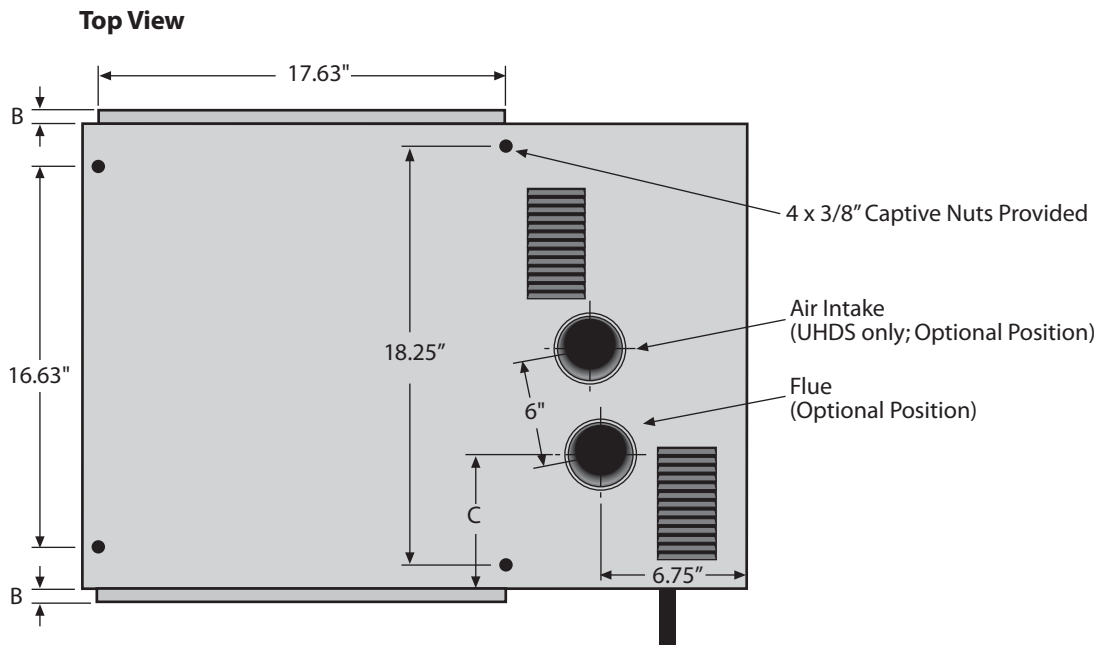
UHD[S] 75 - UHD[S] 125 Clearances and Dimension Data

Clearances to Combustibles - Low Profile UHD[S] Range (Models 75 - 125)

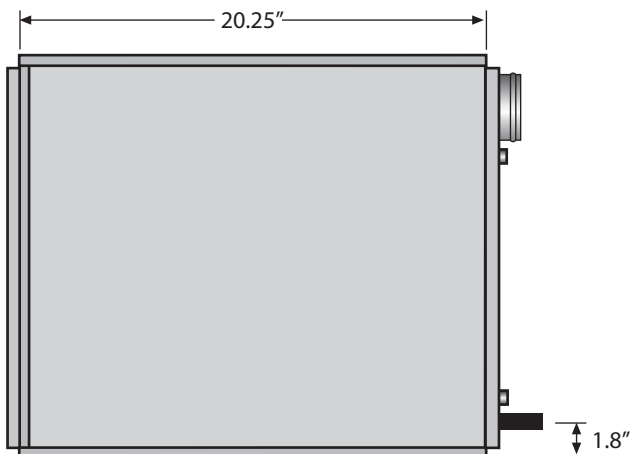
Above Heater	Below Heater	To Side of Heater	Access Side Door	To Flue
1"	1"	1"	18" Access Clearance	2"

Dimension Data - Low-Profile UHD[S] Range (Models 75 - 125)

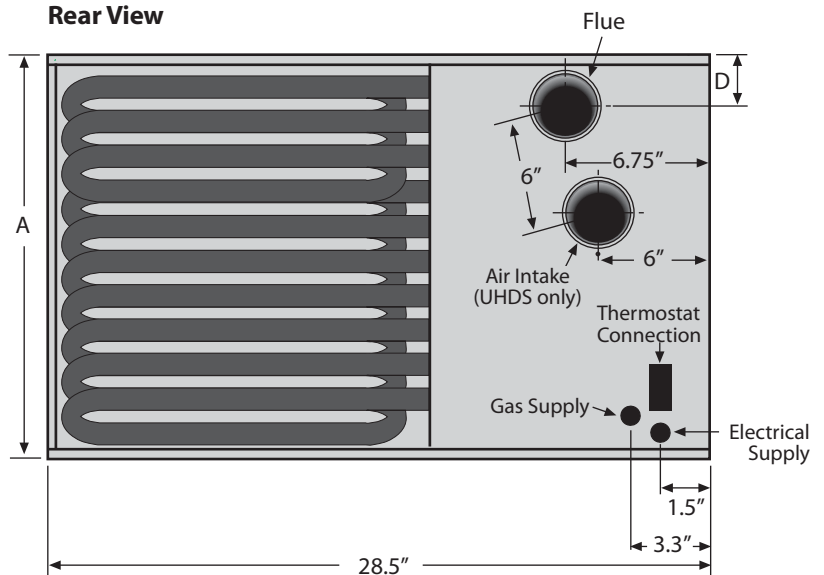
Model		75	100	125
'A' Height	[in]	17.75	23	23
'B' Duct Connectors	[in]	1.25	1.25	1.25
'C' Center of Flue [Top Option]	[in]	5.2	6.9	6.9
'D' Center of Flue	[in]	2.5	2.5	2.5



Side View



Rear View



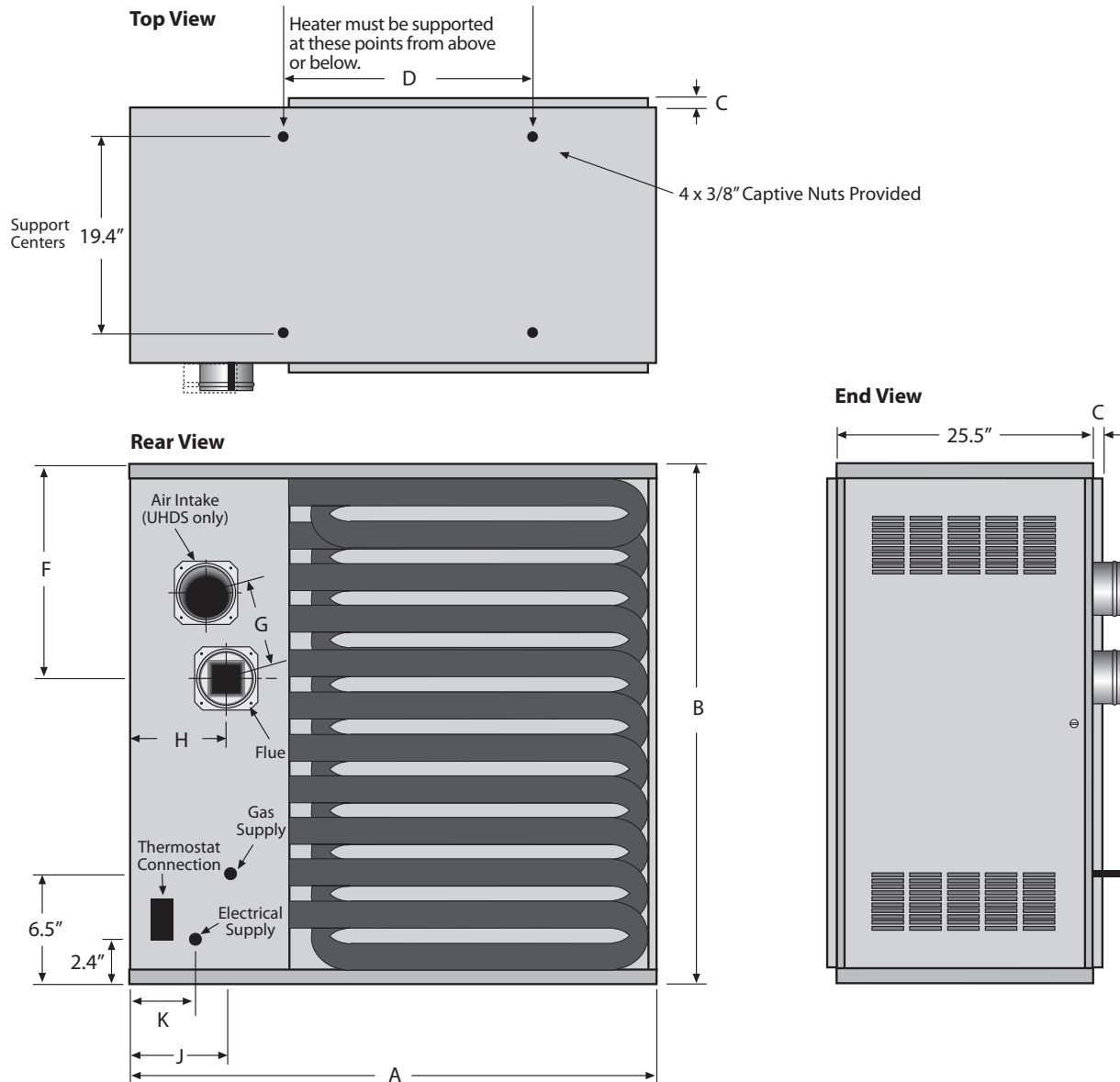
UHD[S] 150 - UHD[S] 400 Clearances and Dimension Data

Clearances to Combustibles - Low Profile UHD[S] Range (Models 150 - 400)

Above Heater	Below Heater	To Side of Heater	Access Side Door	To Flue
6"	6"	6"	31" Access Clearance	2"

Dimension Data - Standard UHD[S] Range (Models 150 - 400)

Model		150	175	200	225	250	300	350	400
'A' Width	[in]	43	43	43	43	43	50	50	50
'B' Height	[in]	27	27	35.25	35.25	35.25	43.5	43.5	43.5
'C' Duct Connectors	[in]	1.25	1.25	1.25	1.25	1.25	1.25	1.25	1.25
'D' Support Spacing	[in]	17.6	17.6	17.6	17.6	17.6	24.7	24.7	24.7
'F' Center of Flue	[in]	9.5	9.5	17	17	17	13.6	13.6	13.6
'G' Flue Center to Air Intake Center	[in]	6	6	6	6	6	7	7	7
'H' Position of Flue	[in]	4.5	4.5	4.75	4.75	4.75	4.9	4.9	4.9
'J' Gas Inlet Position	[in]	5.9	5.9	5.9	5.9	5.9	8.7	8.7	8.7
'K' Electrical Supply Position	[in]	3.4	3.4	3.4	3.4	3.4	6.2	6.2	6.2



UHD[S]-Series Technical Data

Model		75	100	125	150	175	200	225	250	300	350	400
Total Input	[Btu/h] x [1000]	75	100	125	150	175	200	225	250	300	350	385
Total Output	[Btu/h] x [1000]	61.5	82	102.5	123	143.5	164	184.5	205	246	288.6	315.7
Efficiency		82% - All Models										
Number of Burners		5	6	7	7	8	9	10	11	12	14	14
Gas Connection	[in]	½	½	½	½	½	½	¾	¾	¾	¾	¾
Inlet Pressure	[in wc] NG Min.	5										
	LPG Propane Min.	12										
	NG & LPG Propane Max.	14										
Electrical Supply		115 V / 60 Hz / 1 Ø - All Models										
Minimum Air Volume	[CFM]	850	950	1020	1360	1400	2050	2100	2350	2700	3120	3420
Temperature Rise @ Minimum Air Volume	[°F]	68	78	92	83	95	73	80	80	86	86	86
Heat Exchanger Pressure Drop @ Minimum Air Volume	[in wc]	0.06	0.05	0.06	0.02	0.03	0.025	0.035	0.05	0.02	0.03	0.04
Maximum Air Volume	[CFM]	2650	3660	4750	5800	6850	7750	8300	8850	10200	13600	14200
Temperature Rise @ Maximum Air Volume	[°F]	22	22	20	20	20	20	20	22	23	22	22
Heat Exchanger Pressure Drop @ Maximum Air Volume	[in wc]	0.36	0.55	0.98	0.16	0.29	0.163	0.253	0.35	0.27	0.48	0.53
Flue Size	[in]	4 - All Models										
Air Intake	[in]	4	4	4	4	4	4	4	4	5	5	5
Weight	[lb]	81	92	97	191	211	239	249	254	325	345	345

Installation Code and Annual Inspections:

All installations and service of WEATHER-RITE™ equipment must be performed by a contractor qualified in the installation and service of equipment sold and supplied by Weather-Rite LLC and conform to all requirements set forth in the WEATHER-RITE™ manuals and all applicable governmental authorities pertaining to the installation, service and operation of the equipment. To help facilitate optimum performance and safety, Weather-Rite LLC recommends that a qualified contractor annually inspect your WEATHER-RITE™ equipment and perform service where necessary, using only replacement parts sold and supplied by Weather-Rite LLC.

Further Information: Applications, engineering and detailed guidance on systems design, installation and equipment performance is available through WEATHER-RITE™ representatives. Please contact us for any further information you may require, including the Installation, Operation and Service Manual.

This product is not for residential use.

This document is intended to assist licensed professionals in the exercise of their professional judgement.

Weather-Rite LLC

616 North 5th Street
 Minneapolis, MN 55401
 Telephone: 612.338.1401
 Fax: 612.338.6783
 Toll Free: 1.800.589.3691

www.weather-rite.com

© 2008 Weather-Rite LLC All rights reserved. No part of this work covered by the copyrights herein may be reproduced or copied in any form or by any means – graphic, electronic, or mechanical, including photocopying, recording, taping, or information storage and retrieval systems without written permission of Weather-Rite LLC.