


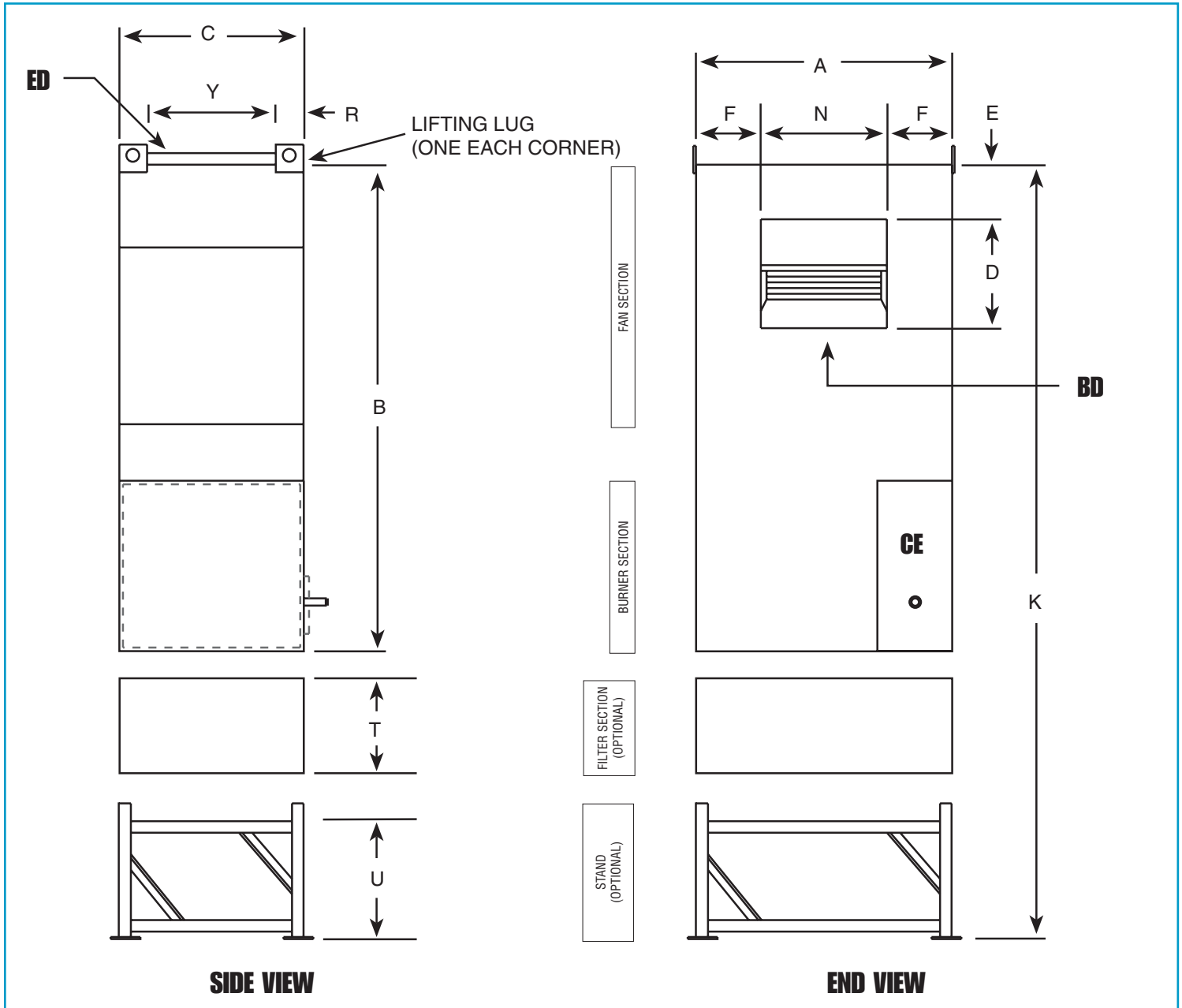
*Dimension and
Selection Guide*

612.338.1401



CANADA: 100% OUTSIDE AIR ONLY

XT1 12 Upright Model Dimensions

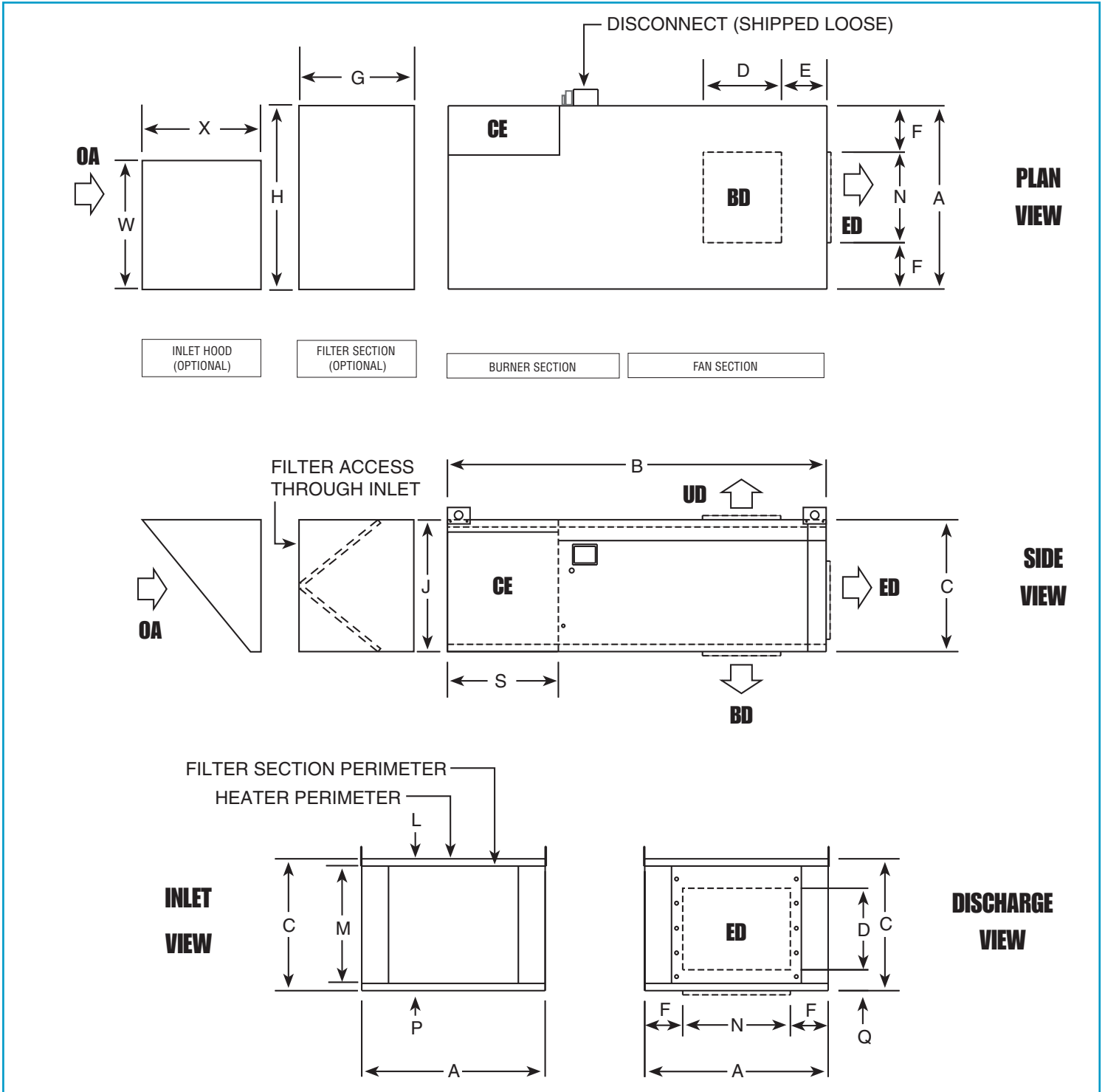


| LEGEND |
|-------------------------------|
| BD = Bottom Discharge |
| BR = Bottom Return |
| CE = Control Enclosure |
| ED = End Discharge |
| OA = Outside Air |
| RA = Return Air |
| UD = Up Discharge |

IMPORTANT NOTES:

- All dimensions are in inches.
- All weights are in pounds.
- Shipping weights apply to both horizontal and upright models.
- All dimensions and weights are subject to change without notice.
- Stands and filter sections are shipped separate.
- Outdoor air duct size varies. Consult Weather-Rite LLC.

XT112 Horizontal Model Dimensions



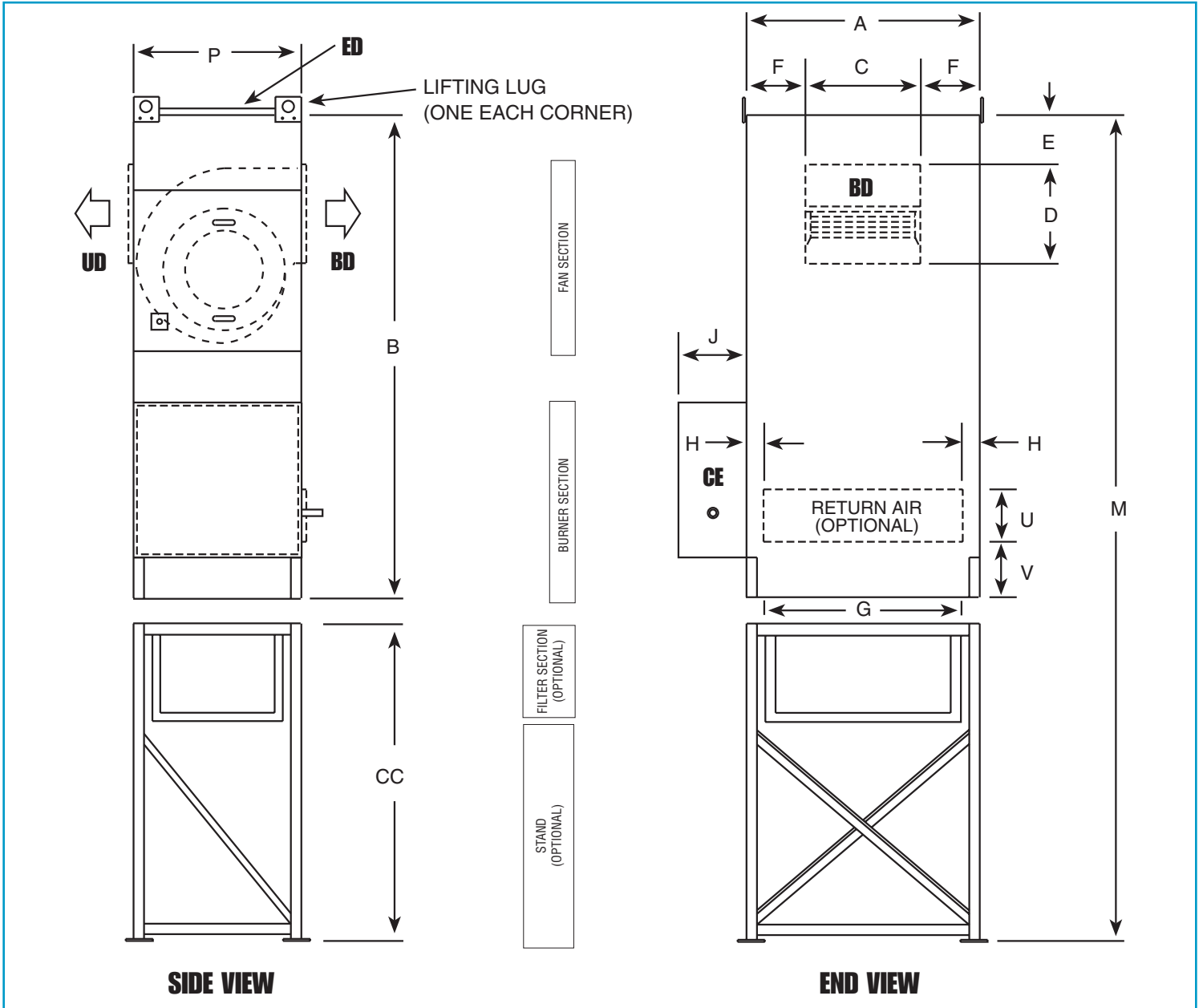
| INLET HOOD FILTERS | |
|--------------------|--------------------------------------|
| MODEL | QUANTITY |
| XT112 | 2 - 25 x 20 x 1 -or- 2 - 25 x 20 x 2 |

| ESTIMATED SHIPPING WEIGHTS | | |
|----------------------------|-------------|-------|
| MODEL | AIR HANDLER | STAND |
| XT112 | 450 | 40 |

| CABINET DIMENSIONS | | | | | | | | | | | | | | | | | | | | | | | |
|--------------------|------|------|------|------|-----|-----|------|------|------|-------|-----|------|------|-----|-----|-----|------|------|------|------|------|------|------|
| MODEL | A | B | C | D | E | F | G | H | J | K | L | M | N | P | Q | R | S | T | U | V | W | X | Y |
| XT112 | 32.5 | 60.5 | 28.1 | 13.6 | 7.5 | 8.3 | 27.1 | 32.4 | 28.1 | 117.9 | 1.5 | 25.0 | 15.6 | 1.6 | 2.9 | 3.0 | 28.3 | 27.1 | 30.3 | 38.4 | 25.0 | 38.4 | 22.1 |

XT115, XT118, XT125 & XT130

Upright Model Dimensions

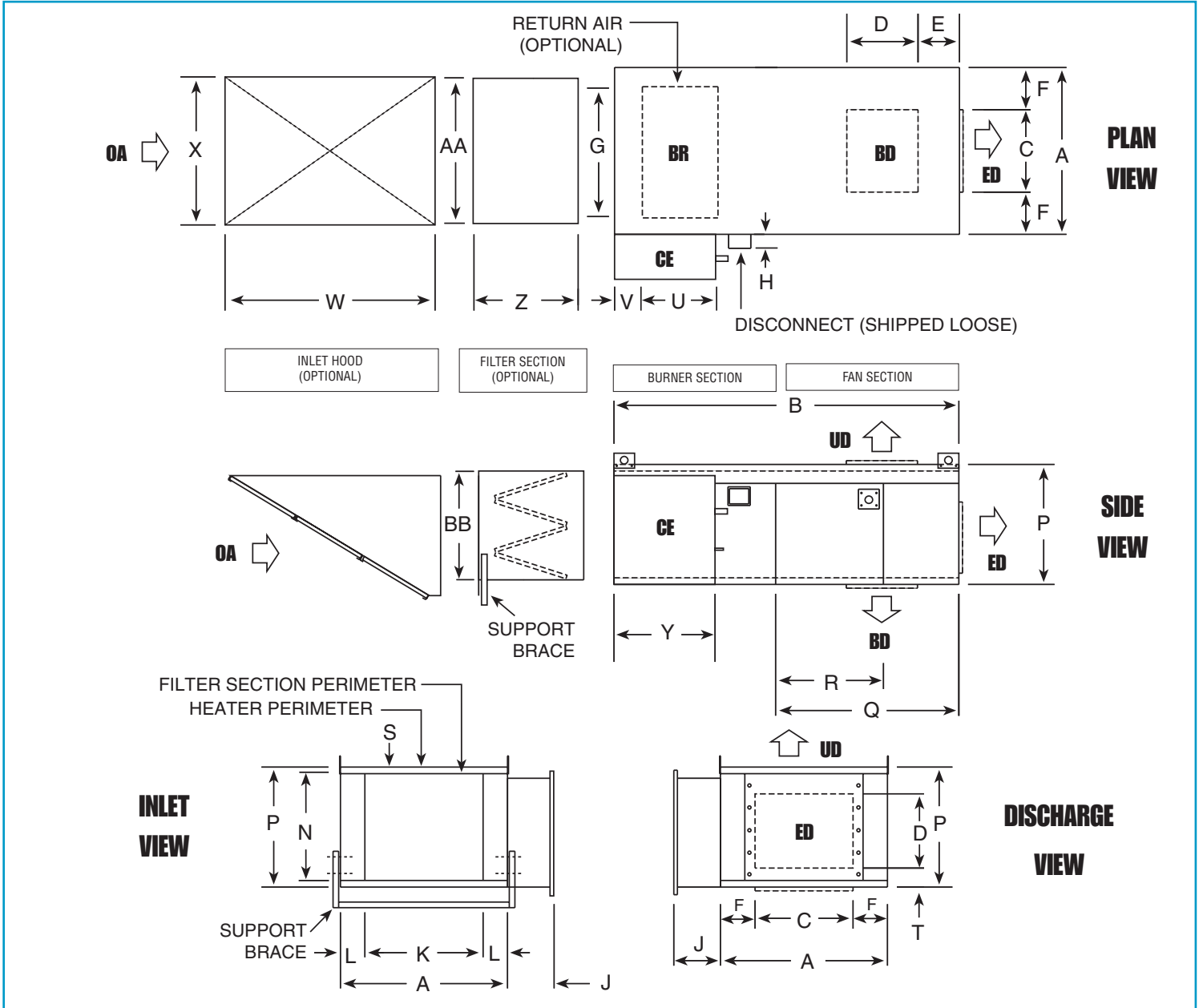


| LEGEND | |
|-----------|---------------------|
| BD | = Bottom Discharge |
| BR | = Bottom Return |
| CE | = Control Enclosure |
| ED | = End Discharge |
| OA | = Outside Air |
| RA | = Return Air |
| UD | = Up Discharge |

IMPORTANT NOTES:

- All dimensions are in inches.
- All weights are in pounds.
- Shipping weights apply to both horizontal and upright models.
- All dimensions and weights are subject to change without notice.
- Stands and filter sections are shipped separate.
- Outdoor air duct size varies. Consult Weather-Rite LLC.

XT115, XT118, XT125 & XT130 Horizontal Model Dimensions



| XT125 BOTTOM RA INLET | |
|-----------------------|------|
| CFM | U |
| 12,000 | 8.0 |
| 14,000 | 10.0 |
| 16,000 | 10.0 |
| 18,000 | 12.0 |
| 20,000 | 12.0 |
| 22,000 | 14.0 |
| 25,000 | 16.0 |

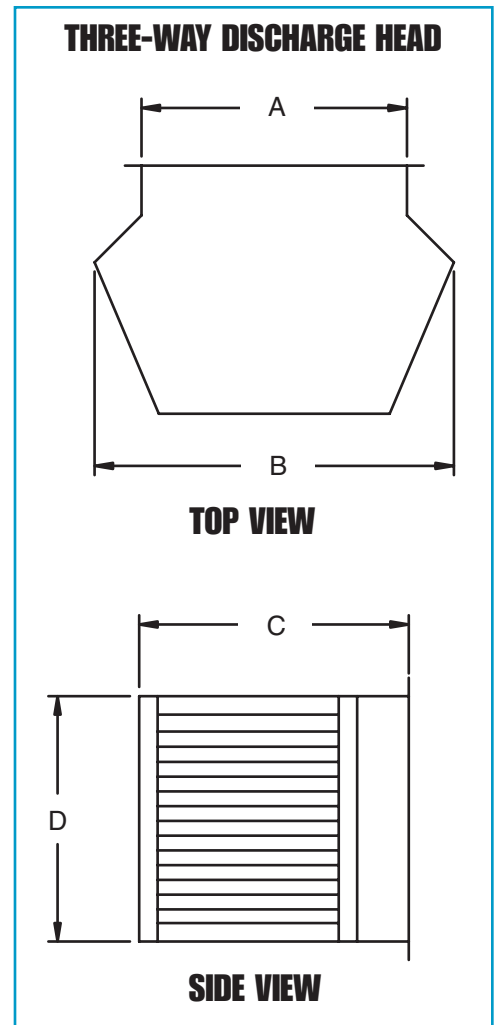
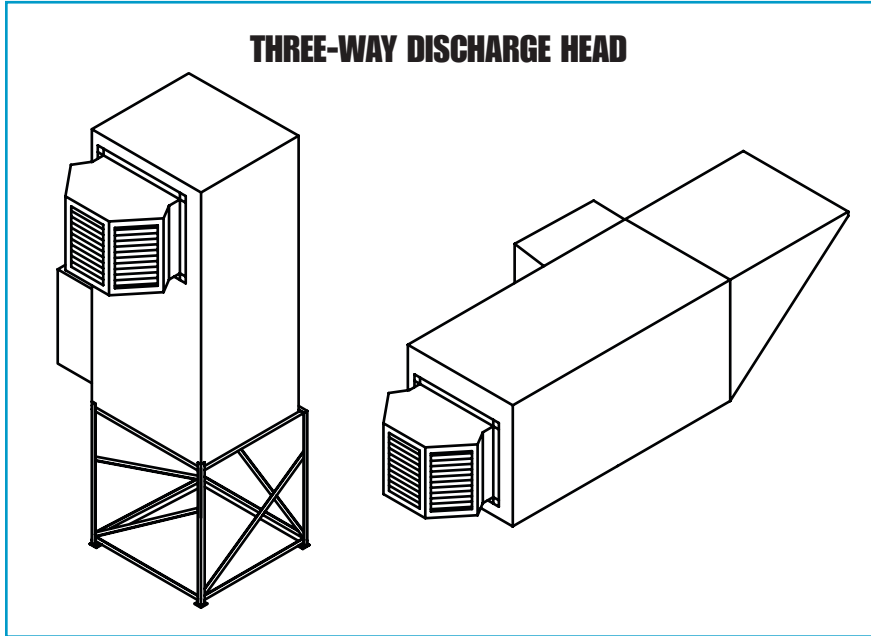
| INLET HOOD FILTERS | |
|--------------------|---|
| MODEL | QUANTITY |
| XT115/ XT118 | 6 - 20 x 20 x 1 |
| XT125 | 12 - 20 x 20 x 1 |
| XT130 | 12 - 20 x 20 x 1 -plus- 4 - 20 x 10 x 1 |

| ESTIMATED SHIPPING WEIGHTS | | | | | | |
|----------------------------|-------------|-------|------------|-----------|--------------|------|
| MODEL | AIR HANDLER | STAND | INLET HOOD | SUSP. KIT | SPLASH PLATE | SKID |
| XT115/ XT118 | 700 | 140 | 60 | 30 | 50 | 140 |
| XT125 | 1400 | 175 | 120 | 30 | 60 | 340 |
| XT130 | 1650 | 210 | 240 | 80 | 90 | 365 |

| CABINET DIMENSIONS | | | | | | | | | | | | | | | | | | | | | | | | | | | |
|--------------------|------|-------|------|------|------|------|------|-----|------|------|-----|-------|------|------|------|------|-----|-----|------|-----|------|------|------|------|------|------|------|
| MODEL | A | B | C | D | E | F | G | H | J | K | L | M | N | P | Q | R | S | T | U | V | W | X | Y | Z | AA | BB | CC |
| XT115/ XT118 | 44.5 | 92.0 | 22.0 | 19.0 | 11.0 | 11.3 | 38.0 | 3.3 | 13.0 | 31.5 | 6.5 | 166.3 | 28.5 | 32.0 | 47.8 | 34.8 | 1.8 | 3.0 | 10.0 | 3.0 | 56.0 | 39.5 | 35.0 | 28.0 | 38.8 | 29.0 | 74.3 |
| XT125 | 56.0 | 116.0 | 31.5 | 31.5 | 14.0 | 12.3 | 50.0 | 3.0 | 13.0 | 50.0 | 3.0 | 190.3 | 52.3 | 56.0 | 71.5 | 39.5 | 1.8 | 4.0 | * | 3.0 | 63.0 | 59.0 | 35.0 | 30.0 | 52.5 | 53.0 | 74.3 |
| XT130 | 68.0 | 116.0 | 36.5 | 36.5 | 17.0 | 15.8 | 62.0 | 3.0 | 17.0 | 60.0 | 4.0 | 190.2 | 42.5 | 60.3 | 68.0 | 28.5 | 3.3 | 4.0 | 24.0 | 3.0 | 71.0 | 67.0 | 44.0 | 40.0 | 80.0 | 56.0 | 74.3 |

*Dimension varies with CFM. See "XT125 Bottom Return Air Inlet" Dimensions Table.

Discharge Heads

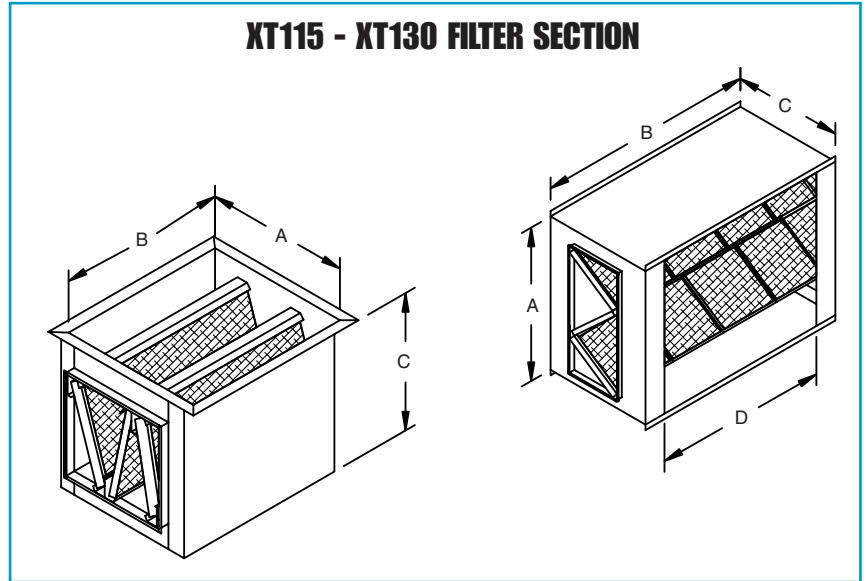
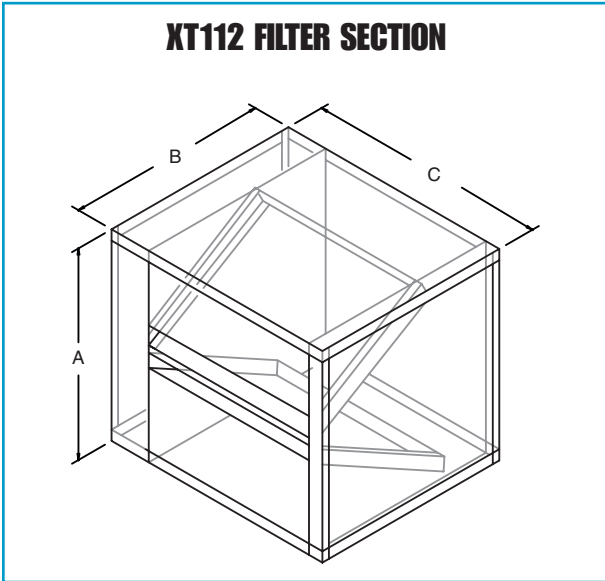


IMPORTANT NOTES:

- All dimensions are in inches.
- All weights are in pounds.
- All dimensions and weights are subject to change without notice.
- Outdoor air duct size varies. Consult Weather-Rite LLC.

| DISCHARGE HEADS | | | | | |
|-----------------|------|-------|-------|------|--------|
| MODEL | A | B | C | D | WEIGHT |
| XT112 | 19.0 | 40.75 | 23.75 | 21.0 | 45 |
| Xt115 | 22.4 | 40.75 | 24.0 | 19.4 | 80 |
| Xt118 | 22.4 | 40.75 | 24.0 | 19.4 | 80 |
| XT125 | 31.9 | 43.25 | 21.5 | 33.9 | 120 |
| XT130 | 36.9 | 48.25 | 22.5 | 36.9 | 160 |

Outside Air Filter Sections



| MODEL | FILTER SECTION DIMENSIONS | | | | FILTERS | | ESTIMATED SHIPPING WEIGHTS (FILTER SECTION) |
|------------------|---------------------------|------|------|------|----------------------------|---------|---|
| | A | B | C | D | SIZE | QTY | |
| XT112 | 28.1 | 27.1 | 32.3 | - | 20 x 25 x 2 | 2 | 100 |
| XT115 | 29.0 | 38.8 | 28.0 | - | 20 x 20 x 1 | 6 | 60 |
| XT118 | 29.0 | 38.8 | 28.0 | - | 20 x 20 x 1 | 6 | 60 |
| XT125 | 53.0 | 52.5 | 30.0 | - | 20 x 25 x 1 | 10 | 140 |
| XT130 UPRIGHT | 56.0 | 64.0 | 36.0 | - | 20 x 20 x 1 20 x 24 x 1 | 10 5 | 220 |
| XT130 HORIZONTAL | 56.0 | 80.0 | 40.0 | 64.0 | 20 x 20 x 1 | 28 | 220 |

IMPORTANT NOTES:

- All dimensions are in inches.
- All weights are in pounds.
- Shipping weights apply to both horizontal and upright models (where applicable).
- All dimensions and weights are subject to change without notice.
- Stands and filter sections are shipped separate.
- Outdoor air duct size varies. Consult Weather-Rite LLC.

XT-Series Selection Guide

| CFM | Model | MOTOR CHART Required Motor HP @ noted External Static Pressure | | | | | dB "A" @ noted External Static Pressure | | | BURNER CHART | GAS PRESSURE | MANIFOLD SIZE |
|--------|-------|--|------|------|------|------|---|------|------|--------------|--|------------------|
| | | 0.00 | 0.25 | 0.50 | 0.75 | 1.00 | 0.00 | 0.50 | 1.00 | MBH @ 100°F | Minimum Inlet Gas Pressure (in. w.c.) | |
| 1,000 | XT112 | 2 | 2 | 2 | 2 | 2 | 62 | 66 | 70 | 110 | 7" | 3/4" |
| 2,000 | XT112 | 2 | 2 | 2 | 2 | 2 | 60 | 66 | 70 | 220 | 7" | 3/4" |
| 3,000 | XT112 | 3 | 3 | 3 | 3 | 3 | 60 | 65 | 70 | 330 | 7" | 3/4" |
| 4,000 | XT112 | 3 | 3 | 3 | 3 | 3 | 62 | 65 | 70 | 400* | 7" | 3/4" |
| 4,000 | XT115 | 3 | 3 | 3 | 3 | 3 | 59 | 65 | 69 | 440 | 7" | 1" |
| 5,000 | XT115 | 3 | 3 | 3 | 3 | 3 | 58 | 63 | 68 | 540 | 7" | 1" |
| 6,000 | XT115 | 5 | 5 | 5 | 5 | 5 | 58 | 62 | 67 | 750 | 7" | 1" |
| 7,000 | XT115 | 5 | 5 | 5 | 5 | 5 | 59 | 62 | 66 | 756 | 7" | 1" |
| 8,000 | XT115 | 5 | 5 | 5 | 5 | 5 | 60 | 63 | 66 | N/A | 7" | 1" |
| 9,000 | XT115 | 7.5 | 7.5 | 7.5 | 7.5 | 7.5 | 61 | 64 | 67 | N/A | 7" | 1" |
| 10,000 | XT115 | 7.5 | 7.5 | 7.5 | 7.5 | 7.5 | 62 | 65 | 68 | N/A | 7" | 1" |
| 7,000 | XT118 | 5 | 5 | 5 | 5 | 5 | 59 | 62 | 66 | 760 | 7" | 1.25" |
| 8,000 | XT118 | 5 | 5 | 5 | 5 | 5 | 60 | 63 | 66 | 870 | 7" | 1.25" |
| 9,000 | XT118 | 7.5 | 7.5 | 7.5 | 7.5 | 7.5 | 61 | 64 | 67 | 980 | 7" | 1.25" |
| 10,000 | XT118 | 7.5 | 7.5 | 7.5 | 7.5 | 7.5 | 62 | 65 | 68 | 1080 | 7" | 1.25" |
| 11,000 | XT118 | 10 | 10 | 10 | 10 | 10 | 64 | 66 | 68 | 1190 | 7" | 1.25" |
| 12,000 | XT118 | 10 | 10 | 10 | 10 | 10 | 66 | 68 | 69 | 1300 | 7" | 1.25" |
| 13,000 | XT118 | 10 | 10 | 10 | 10 | N/A | 67 | 69 | N/A | 1410 | 7" | 1.25" |
| 14,000 | XT118 | 10 | 10 | 10 | N/A | N/A | 69 | 70 | N/A | 1500* | 7" | 1.25" |
| 12,000 | XT125 | 7.5 | 7.5 | 7.5 | 7.5 | 7.5 | 66 | 70 | 73 | 1300 | 9" | 1.5" |
| 14,000 | XT125 | 10 | 10 | 10 | 10 | 10 | 69 | 70 | 73 | 1520 | 9" | 1.5" |
| 16,000 | XT125 | 10 | 10 | 10 | 10 | 10 | 70 | 72 | 73 | 1730 | 9" | 1.5" |
| 18,000 | XT125 | 15 | 15 | 15 | 15 | 15 | 70 | 74 | 76 | 1950 | 9" | 1.5" |
| 20,000 | XT125 | 15 | 15 | 15 | 15 | 15 | 70 | 74 | 77 | 2160 | 9" | 1.5" |
| 22,000 | XT125 | 20 | 20 | 20 | 20 | 20 | 71 | 74 | 77 | 2380 | 9" | 1.5" |
| 25,000 | XT125 | 20 | 20 | 20 | 20 | 20 | 72 | 75 | 77 | 2700 | 9" | 1.5" |
| 25,000 | XT130 | 15 | 15 | 15 | 15 | 15 | 70 | 72 | 74 | 2700 | 11" | 2" |
| 27,500 | XT130 | 15 | 15 | 15 | 15 | 15 | 71 | 73 | 75 | 2970 | 11" | 2" |
| 30,000 | XT130 | 20 | 20 | 20 | 20 | 20 | 73 | 75 | 76 | 3240 | 11" | 2" |
| 32,500 | XT130 | 20 | 20 | 20 | 20 | 20 | 75 | 76 | 77 | 3510 | 11" | 2" |
| 35,000 | XT130 | 20 | 20 | 20 | 20 | 20 | 77 | 77 | 79 | 3780 | 11" | 2" |
| 37,500 | XT130 | 20 | 20 | 20 | 20 | N/A | 78 | 79 | N/A | 4050* | 11" | 2" |
| 40,000 | XT130 | 20 | 20 | N/A | N/A | N/A | 80 | N/A | N/A | 4100* | 11" | 2" |

IMPORTANT NOTES:

* Temperature rise at this CFM is less than 100°F.

NOTE: If the inlet hood with filters option is used, add 0.25" w.c. for external static pressure.

Maximum inlet gas pressure with a standard manifold is 14" w.c.

Maximum inlet gas pressure with a FM / IRI manifold is 5 psi.

Db "A" is measured at 10' from unducted discharge.

Installation Code and Annual Inspections:

All installations and service of WEATHER-RITE™ products must be performed by a contractor qualified in the installation and service of products sold and supplied by Weather-Rite LLC and conform to all requirements set forth in the WEATHER-RITE™ manuals and all applicable governmental authorities pertaining to the installation, service and operation of the equipment. To help facilitate optimum performance and safety, Weather-Rite LLC recommends that a qualified contractor annually inspect your WEATHER-RITE™ products and perform service where necessary, using only WEATHER-RITE™ replacement parts.

Further Information: Applications, engineering and detailed guidance on system design, installation and product performance is available through WEATHER-RITE™ representatives. Please contact us for any further information you may require, including the Installation, Operation and Service Manual.

This product is not for residential use.

This document is intended to assist licensed professionals in the exercise of their professional judgement.

Weather-Rite LLC

616 North 5th Street

Minneapolis, MN 55401

Telephone: 612.338.1401

Fax: 612.338.6783

www.weather-rite.com